







Glass chamber horizontal setup

-  = Power cable
-  = Temperature probe
-  = Fiber optic cable
-  = Bluetooth connection
-  = 110V/60Hz or 230V/50Hz (wall outlet)
-  = Oxygen sensor spot (inside chamber)



NOTES

Blank area for notes.